



This guide provides basic operation information for the TracPhone V30. For complete operation, setup, and diagnostics information, refer to the system's comprehensive Help, available on the Support tab of the system's web interface or in KVH Manager. If you need any assistance, please contact KVH Technical Support.

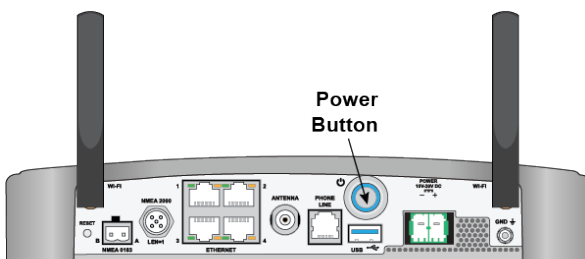
Technical Support

Phone: 1 866 7101-7103 (Within Continental U.S.A.)

Phone: +1 401 851-3806 (Worldwide)

Email: mvbsupport@kvh.com

How to Turn On the System

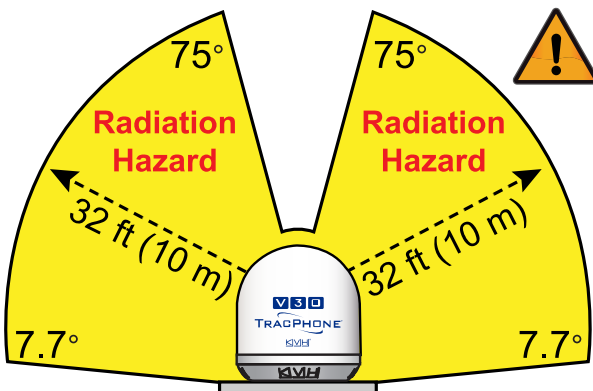


VSAT-Hub

Press the power button on the rear panel of the VSAT-Hub. The VSAT-Hub supplies power to the antenna. Wait a few minutes for system startup.

The antenna requires a clear view of the sky. Objects such as bridges and boat masts can block satellite signals.

Caution - RF Radiation Hazard



The antenna transmits radio frequency (RF) energy that is potentially harmful. Whenever the system is in use, make sure everyone stays more than 32 feet (10 m) away from the antenna. No hazard exists directly below the antenna.

You can program up to two no-transmit zones to prevent transmissions and protect people in accessible areas around the antenna. Refer to the Help for details.

Making a Voice Call

FROM the Vessel

How you dial depends on your Line 1 phone number.

To call outside Line 1's country, dial:

<Int'l Prefix>+<Country>+<Area>+<Phone No.>

To call within Line 1's country, dial:

<Area>+<Phone No.>

To call inside Line 1's country/area code:

<Phone No.>

TO the Vessel

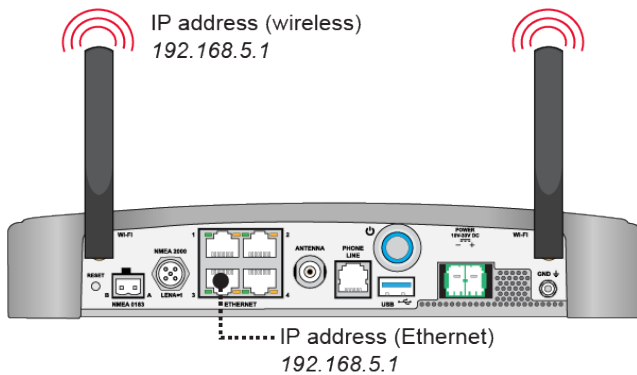
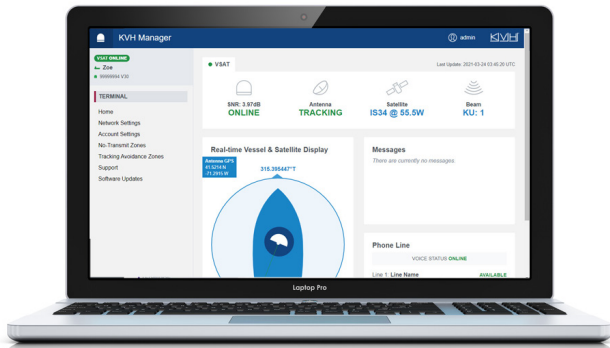
People on shore call your vessel by dialing your vessel's phone number. If they call within the same country code as the vessel's phone number, they may avoid international charges. If they call from within the same area code, they may avoid long-distance fees.

For a fee, you can choose the country code and area code of your vessel's phone number. You can also add "virtual numbers." For details, email KVH's Satellite Airtime & Product Activation department (mvbsupport@kvh.com).

Int'l Prefix = International call prefix from Line 1's country

How to Access the Web Interface

At the web interface, you can check system status, update software, and configure all aspects of the system. You can access the web interface using any Wi-Fi-enabled device (such as a smartphone, tablet, or laptop).



Option 1: Access via a Wireless Connection

Select the **KVHSAT-*<last 3 digits of VSAT-Hub serial no.>*** network from your device's Wi-Fi settings to connect to the VSAT-Hub and enter the default Wi-Fi password: **<full 9-digit VSAT-Hub serial no.>**.

Option 2: Access via an Ethernet Connection

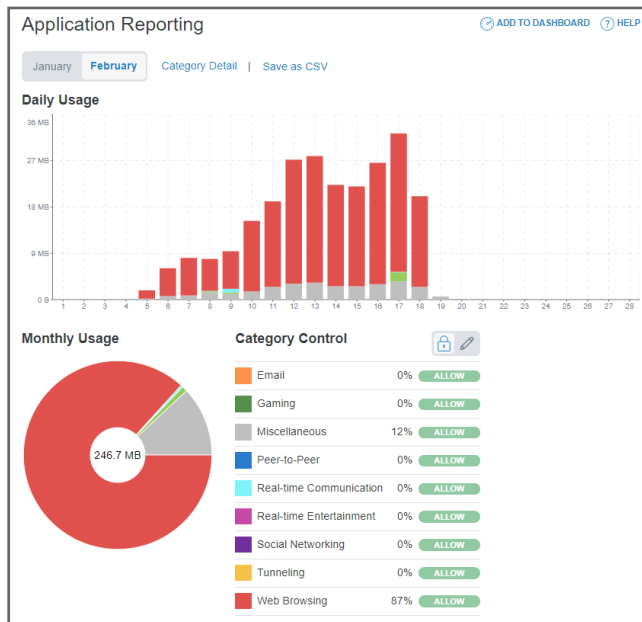
Connect a laptop PC directly to any "Ethernet" port on the VSAT-Hub.

After connecting to the VSAT-Hub, complete these steps to access the web interface:

1. Either start your web browser and enter **https://kvhonboard.com**, or open the KVH Manager iOS or Android app.
2. At the login screen, enter the admin or guest password.

If the web interface is not displayed, try entering <http://192.168.5.1>, which is the default IP address of the VSAT-Hub. Make sure your mobile device is configured for DHCP.

Accessing the KVH Manager at myKVH



Open a web browser on any device connected to the Internet and enter **www.mykvh.com**. Then log in with the password KVH Airtime and Product Activation Department provided to you and select "KVH Manager."

IMPORTANT! These instructions apply only if you purchase airtime directly from KVH. If you are not a KVH Airtime customer, contact your Service Provider for details on accessing KVH Manager.

KVH Manager allows you to manage your vessel's network connections and usage from anywhere over the Internet. Specifically, it provides the following services:

- View vessel connection status, location, and data usage
- Set up data usage and overage alerts
- Minimize overages by customizing Category Controls
- Change the VSAT-Hub's LAN and Wi-Fi settings



World Headquarters
KVH Industries, Inc. · Middletown, RI U.S.A.
+1.401.847.3327 · info@kvh.com

EMEA Headquarters
KVH Industries A/S · Kokkedal, Denmark
+45.45.160.180 · info@emea.kvh.com

Asia-Pacific Headquarters
KVH Industries Pte Ltd. · Singapore
+65.6513.0290 · info@apac.kvh.com